


version 1.0



# 2023-2024 Catalogue

## Blue light Technology



*Innovative Life Sciences Tools*

# Life Sciences Research

## Blue Light Technology

Blue light technology allows you to view your DNA/RNA bands without causing photo nicking damage to your samples. The SafeBlue series and BluView Series are designed for wide range of application.

The amazing SafeBlue product series makes use of the intensity of blue light from the side, while the BluView series radiates from below. Both SafeBlue and BlueView series allow you to run your standard electrophoresis experiment with immediate and outstanding results but without compromising your safety and protection.

SafeBlue system comprises the SafeBlue Illuminator, SafeBlue Electrophoresis System and SafeBlue Imager Systems. All three products are completely compatible with each other. Different accessories are also available in case of necessary extensions or replacements. For the BluView system, packages of BluView Transilluminator, Mini Horizontal Gel Electrophoresis System, and power supply are available.

### ■ SafeBlue System 55-57

SafeBlue Illuminator Electrophoresis System

### ■ Blue Light Illuminator 58-59

BluView Transilluminator



\*Please visit our website at [www.majorsci.com](http://www.majorsci.com) for more product selection and detailed information.



# SafeBlue Illuminator Electrophoresis System


## MBE-150 MBE-150-PLUS

For MBE-150

The innovative SafeBlue Illuminator is a unit which combines of a small power supply with a blue light illuminator. The system emits blue LED light which allows you to view your DNA/RNA bands without worrying about harmful UV damage samples. SafeBlue Illuminator could also be used as a simple blue light illuminator to cut your samples from gels.

For MBE-150-PLUS

The SafeBlue Electrophoresis System also uses blue LED light to allow for immediate visualization of DNA/RNA bands while running agarose electrophoresis gel. The complete system comes with three different sizes of gel trays for your convenience of use, 150x70mm, 150x100mm and 150x150mm. The system is RoHS and CE compliant for environmental and safety concerns. Different accessories are also available for user to select.




4 in 1 feature allows you to run as you see in real-time motion



MBE-150

MBE-150 includes:

- 1 x SafeBlue Illuminator
- 1 x Power adaptor
- 1 x Power cord



MBE-150-PLUS

MBE-150-PLUS includes:

- 1 x SafeBlue Illuminator
- 1 x SafeBlue Electrophoresis Tank
- 1 x Filter lid
- 1 x Threaded Black and Red Electrophoresis Cable
- 1 x 150x70mm UV tray
- 1 x 150x100mm UV tray
- 1 x 150x150mm UV tray
- 2 x 20 sample combs (1mm thick)
- 2 x UV tray casting dams
- 1 x SafeBlue electrophoresis gel tank image enhancer film



### Features

- Innovative - a complete 4-in-1 system (run, view, capture and cut gel) with simple and easy set up on the image capture/analysis software.
- Convenient - run as you see, real time visualization on your DNA/RNA band migration
- Compact - footprint smaller than most UV transilluminator, easy to move and ideal for limited bench top space
- Economical - an inexpensive imager system with digital camera. Multiple accessories are also available to increase experimental efficiency
- Safe - 470nm blue light less invasive than UV light
- Flexible - UV tray adaptors available, compatible with MJ-105A.
- Versatile - support gel trays 150x150mm or smaller
- Optimized performance - SYBR series DNA/RNA stains, Novel Juice and Midori Green series
- Simple - DNA/RNA recovery method



## Specification

Cat. No.	MBE-150
Output Voltage / Inc.	10-150V / 1V
Output Current / Inc.	10-300mA / 1mA
Max. Power	30W
Operating Mode	Constant Voltage or Current
Timer	999 (min) with alarm / Continuous
Safety Device	No load detection
Crossover	Yes
Blue Light Wavelength	470nm
Operating Temperature	Ambient to 40°C
Dimension (WxLxH)	Approx. 11.5"x7.9"x3.2" (293x200x80mm)
Weight	Approx. 2.4lb (1.1kg)
Material	Polycarbonate housing and aluminum base plate
Power Adaptor	Input: 100-240VAC, 50/60Hz, 1.4A Output: 15VDC, 4.0A, 60W max.
Cat. No.	MBE-TANK
Dimension (WxLxH)	Approx. 10.4"x6.9"x3.5" (265x175x90mm)
Gel Dimension (WxL)	Approx. 5.9"x2.8" (150x70mm), 5.9"x3.9" (150x100mm), 5.9"x5.9" (150x150mm)
Maximum Sample	70 for 5.9"x2.8" (150x70mm) Tray (2x35 sample combs)
	140 for 5.9"x3.9" (150x100mm) Tray (4x35 sample combs)
	210 for 5.9"x5.9" (150x150mm) Tray (6x35 sample combs)
Buffer Volume	500ml
Construction	Acrylic (Injection molded construction) Durable, leak proof environment for complete safety and long life
Cassette Type Electrode	Inexpensive, easy to replace
Electrical Safety	Lid can only be fastened in one way Upon lid removal, power is disconnected from buffer chamber
Rapid Casting Gel	Use casting dams
Cat. No.	MBE-LID-Y1
Dimension (WxLxH)	Approx. 6.9"x10.6"x1.4" (176x268x35mm)
Filter Type	Amber filter (for dyes selection please refer to comparison table for various nucleic acid stain performance( <a href="#">Page 57</a> ))
Lid Filter Wiper	Used to remove condensation
Material	Polycarbonate

## Ordering Information

Cat. No.	Product Description
MBE-150	SafeBlue Illuminator
MBE-150-PLUS	SafeBlue Electrophoresis System, including SafeBlue Illuminator, electrophoresis gel tank, amber filter lid, image enhancer film and red/black cable
MBE-TLC	Package of MBE-TANK, MBE-LID-Y1, MBE-150-CABLE



## Accessories

Cat. No.	Product Description
MBE-TANK	ME15 Tank for SafeBlue without Lid and Red/Black Cable
MBE-LID-Y1	MBE-150 Lid, yellow
MBE-150-CABLE	Threaded Black and Red Electrophoresis Cable
MBE-TANK-01	120x155mm, shiny black protective film
MBE-150-02	165x140x19mm, Acrylics, cutting platform
MBE-150-3	Base unit platform protective film
ME15-UV15-TH01	ME15-UV15 Tray Holder, 2 cuts, cut size 109.5x60.5mm(For MJ-105 Trays)
ME15-UV15-TH02	ME15-UV15 Tray Holder, 1 cuts, cut size 130.5x122.5mm
MBE-G-Y1	Amber filter viewing glasses, 560nm

\* For more information of MBE-IMG-CA, please refer to SafeBlue Imager System.



## Comparison table for various nucleic acid stain performance

Nucleic Acid Stain	Performance	Experimental Protocol		
		Pre-staining	Post Staining	Sample Staining
SYBR® Green I (DNA)	Excellent	√	√	√
SYBR® Green II (RNA)	Excellent		√	√
SYBR® Gold	Excellent	√	√	
Midori Green Driect	Excellent			√
Hydra Green™ Safe DNA Dye	Excellent	√	√	
HD Green™ DNA Stain	Excellent	√	√	
SafeView DNA Stain	Good	√		
SYBR® Safe	Good	√	√	
Midori Green	Good	√	√	
Midori Green Advanced	Good	√	√	
Serva DNA Stain Clear G	Good	√	√	
GelGreen™	Good	√	√	
GelRed™	NR	√	√	
Ethidium Bromide	NR	√	√	
HealthView™	NR	√		

\*NR= Not recommended\*

MBE-150-PLUS Innovative Electrophoresis System

1. Early detection of running error (run as you see)
2. Prevention for breaking gel- no more gel transferring (no more gloves!!)
3. Time saving gel staining & de-staining
4. Compact in size (no large lab area required)

**SafeBlue System**

SafeBlue Electrophoresis System

+

SafeBlue Imager System

2 for all

**Gel and Sample Preparation**

**Electrophoresis Running**

**Sample Observation Image Capture**

5 for all

**Traditional Method**

Gel Electrophoresis System + Power Supply + Shaker + UV Transilluminator + Gel Documentation System

\* All images are for reference only, actual products might differ from the pictures above.  
\* Technical specifications subject to change without notice.




# BluView Transilluminator

## MBE-200A

The advanced BluView Transilluminator separates its 580nm amber lid from the body, and makes the illuminator thinner and more lightweight. Like the last generation of BluView Transilluminator, it is packed with safe 470nm blue LED light. With imaging size of 153x153mm, you could fit any small midi size gel on top of the transilluminator. The BluView Transilluminator is also compatible with our imaging system such as Digimage System and Smartview Simple System.

### Features

- Thinner and more lightweight body
- Easy to carry in between labs
- Aluminum alloy casing design
- Low heat dispersion
- Energy saving product
- 470nm harmless blue light for direct human contact



MBE-200A



# BluView Transilluminator


## MBE-300

Major Science BluView Transilluminator uses the harmless blue LED instead of aggressive UV lights, and allows you to directly view the experiment result without wearing any UV protection equipment. With its compact size and light weight, the transilluminator occupies little of your lab bench and is easy to be moved from lab to lab.

Package with our Mini Horizontal Gel Electrophoresis System is available to perform real time observation and early mistake detection.

### Features

- Portable size and light weight
- Safe 470nm blue light wavelength
- Slim design fits in most of electrophoresis tanks
- Real time observation
- Efficient and early mistake detection
- Ultra high light uniformity



## Specification

Cat. No.	MBE-200A	MBE-300
Dimension (WxLxH)	Approx. 7.9"x7.9"x0.6" (200x200x13.9mm)	Approx. 3.4"x6.7"x1" (86x170x25mm)
Viewing Area (WxL)	6"x6" (153x153mm)	Approx. 4.4"x2.9" (112x74.6mm)
Blue Light Source	15W	20W
Illuminator Base Design	Flat Bed	
Blue Light Wavelength	470nm	
Automatic Shutdown	Approx. 6 min	
Material	Aluminum Alloy	
Power	DC 12V, 2A	
Weight	Approx. 1.68lb (760g)	Approx. 0.75lb (338g)

## Ordering Information

Cat. No.	Product Description
MBE-200A	Advanced BluView Transilluminator, 470nm, viewing area 153x153 mm, amber filter(MBE-LID-AM580), synthetic paper hood are included
MBE-300	BluView Transilluminator, 470nm, viewing area 112x74.6 mm, amber filter(MBE-LID-AM580) is included



MBE-300 + MJ-105A + MP-100



MBE-300 + MJ-105A + MINI-300



MBE-300 + MJ-105A

## Accessories

Cat. No.	Product Description
MJ-105A	Transparent Mini Horizontal Electrophoresis System
MBE-102	Lid with 580nm amber filter and evaporation fan for ME10-7-10
MBE-103	Lid with 580nm amber filter and evaporation fan for ME7-7-10
MBE7-TANK	ME7-7-10 Electrophoresis tank only, without Lid and Red / Black Cable
MBE10-TANK	ME10-7-10 Electrophoresis tank only, without Lid and Red / Black Cable
MBE-150-CABLE	Threaded Black and Red Electrophoresis Cable
MJ-LID-AM580	580nm amber filter lid with fan, suitable for MJ-105A
MBE-LID-AM580	An inclined 580nm amber filter, suitable for MBE-200A and MBE-300
MBE-HOOD	Synthetic paper hood



MJ-105A



MJ-LID-AM580




MBE-102



MBE-103




MBE7-TANK



MBE10-TANK



MBE-150-CABLE



MBE-LID-AM580



MBE-HOOD

\* All images are for reference only, actual products might differ from the pictures above.  
\* Technical specifications subject to change without notice.





#### Taiwan Headquarters

##### Headquarters:

No. 156, Sec. 1, Guoji Rd., Taoyuan Dist.,  
Taoyuan City 33061, Taiwan  
T/+886-3-3762878  
F/+886-3-3761310

##### Factory:

No.19, Ln. 207, Huakang St. Bade Dist.,  
Taoyuan City 33464 Taiwan  
T/ +886-3-3623319  
F/ +886-3-3623133  
Email : info@majorsci.com

#### US Office

19959 Sea Gull Way  
Saratoga, CA 95070  
U.S.A.  
T/ +1-408-366-9866  
F/ +1-408-446-1107

#### Shanghai Office

Room 612, International business exhibition center,  
9300 Hunan Road, Pudong, Shanghai, China  
National toll-free No.:400-823-9177  
T/ +86-21-50795277  
F/ +86-21-50795277

#### India Office

D. No. 12-13-99, Satguru Apts. Extn.  
Street. No. 3, Lane No.1, Tamaka  
Secunderabad – 500 017. India  
T/ +91-40-27001515  
T/ +91-40-27001586



[www.majorsci.com](http://www.majorsci.com)

[info@majorsci.com](mailto:info@majorsci.com)

